

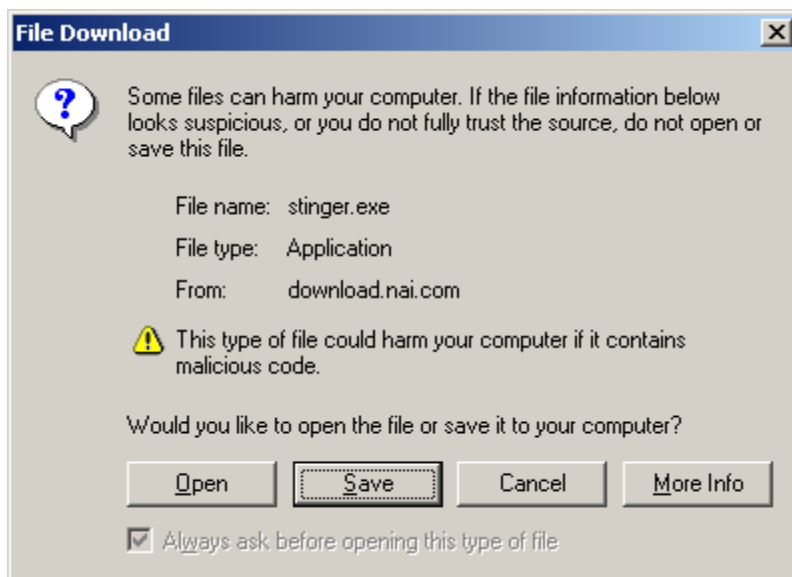


Using Network Associates Stinger.

Stinger is a small tool that scans for some of the latest viruses that are causing the most grief. **Important: It doesn't scan for all viruses.**

Stinger can be downloaded from the <http://vil.nai.com/vil/averttools.asp> website or directly using <http://download.nai.com/products/mcafee-avert/stinger.exe>. This tool only scans for viruses and doesn't provide virus protection on an ongoing basis.

Once you have clicked to download the program the following screen will appear.



You can choose to save the program to disk if you want to do use it on many machines but choosing the **Open** option is not bad as the program is relatively small to download each time you need it.

The program is only 721 KB - which shouldn't take very long for a dialup modem to download.

Once the download has completed the program will start (if you chose the Open option otherwise you will need to find the program and double-click on it to run it). The starting screen will appear similar to below.

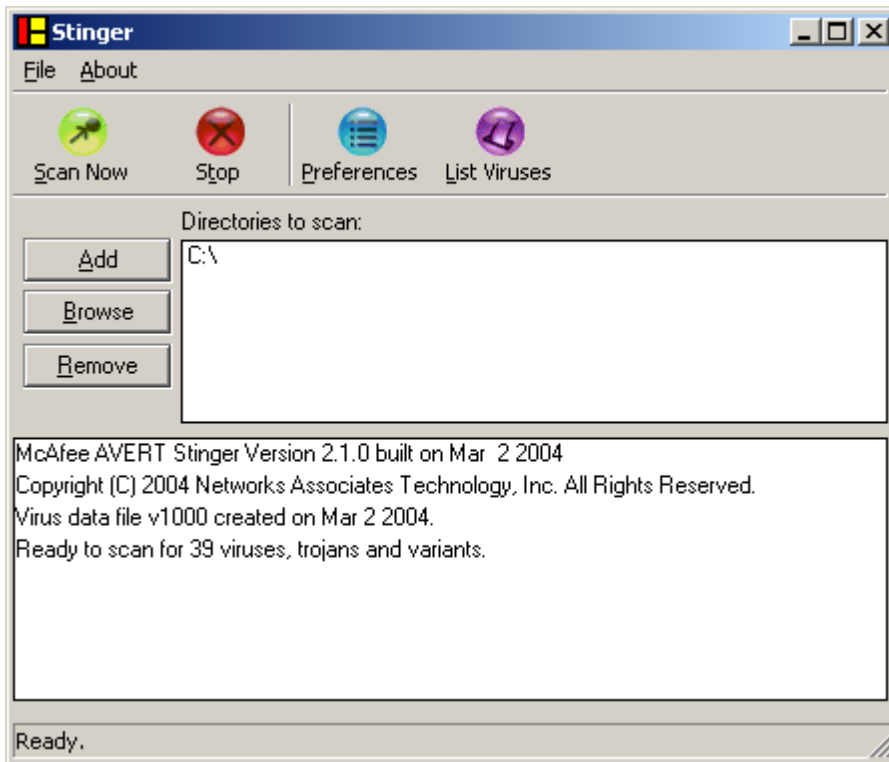
biz anyware

Kentgold Holdings Pty Ltd
ABN 30064753304 T/A

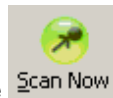
PO Box 31
West Perth WA 6872

Unit 14 / 1329 Hay Street
West Perth WA 6005

Tel 08 9226 4990
Mob 0402 004 062
Fax 08 9463 6091
Email info@bizanyware.com.au
Web <http://www.bizanyware.com.au>



By default the system will have already setup the C:\ as the directories to scan which should be enough for most machines. If you have more disks that you would like to scan then use the Add button to add more directories.



Once you are ready you can click on the  button which will start the program looking for viruses on your machine.

If it finds a virus on your machine it will attempt to clean the file. Most of the newer viruses are not able to be cleaned, so it is often easier to just delete it. Stinger doesn't look for all viruses as it is a specialist tool for specific viruses – mainly the latest.

With any luck your machine will not have any virus infected files but if it does this tool will hopefully take care of it. If it does have a virus then it is best practise to reboot the machine once the scan is complete then restart the whole virus scanning procedure to make sure that the virus has been properly dealt with.

If you have further flare-ups then it is best to look at purchasing a proper Antivirus Product such as:

- McAfee <http://www.mcafee.com>
- Trend Micro <http://www.trendmicro.com.au>
- Vet antivirus <http://www.vet.com.au>
- Norton <http://www.symantec.com>

Contact Biz AnyWare on 08 9226 4990 or via the website <http://www.bizanyware.com.au> for more help.

